

Product Overview

by Bihl+Wiedemann



**Bihl
+ Wiedemann**
THE AS-INTERFACE MASTERS

About Bihl+Wiedemann

Bihl+Wiedemann GmbH, founded in 1992 by Jochen Bihl and Bernhard Wiedemann, is a highly specialized, internationally operating engineering company based in Mannheim. It is among the leading providers of safety technology and electronic components for automation technology with AS-Interface.

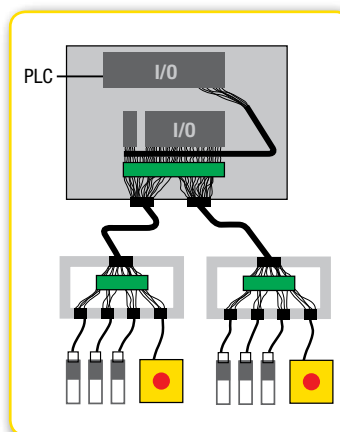
In 1995, Bihl+Wiedemann was the first company to receive a certificate from AS-International for its AS-i Master. This master is used as a reference for the certification of AS-i Slaves. Other milestones in the history of the Mannheim-based company include the realization of the first AS-i Master to comply with specification 3.0, the presentation of the first AS-i Master in a stainless steel housing with extended diagnostic functions (2004) and the joining of the AS-Interface safety consortium (2005). Since then, Bihl+Wiedemann has also been among the industry leaders in the area of safety technology with AS-i Safety at Work.

In addition to its headquarters in Mannheim, the company has subsidiaries in Turkey, Denmark, USA and China. Additional sales partners ensure that Bihl+Wiedemann is represented worldwide.

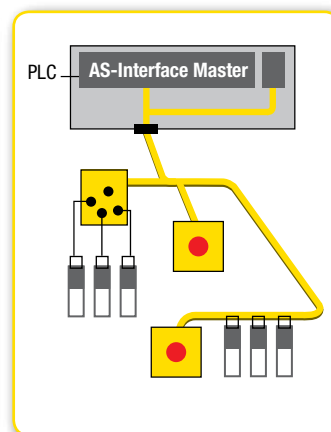
Basic Concept of AS-Interface

AS-Interface is an industrial networking solution for automation systems. It is designed for connecting simple field I/O devices such as binary ON/OFF and analog, as well as safety I/O devices according to EN ISO 13849-1, EN 61508. Using only a two conductor flat or round cable (AS-i cable, $2 \times 1.5 \text{ mm}^2$, 16 AWG) to connect all slaves to the master using a free topology. This is the main advantage of this system compared to conventional, parallel wiring, where every single signal has to be wired directly to the control system.

Data and power are available in the same AS-i cable. Every slave or module has its own address for accessing its data. The slaves can be addressed from 1 to 31 (single slaves), or, with extended addressing, there are 62 slaves available (1A to 31A and 1B to 31B). Single slaves and modules with extended addressing can share the same AS-i network.



Conventional wiring



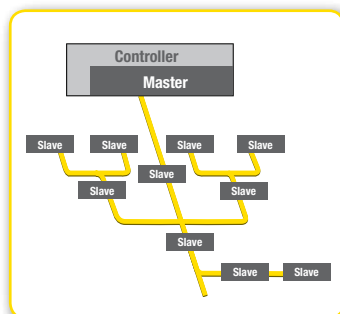
Standard signals, safety signals and power supply over one cable

AS-i Structure

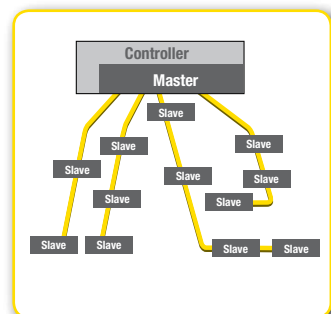
The AS-i Master/Gateway controls the AS-i network and acts as a direct link to the host such as PLC, PC, DCS, etc. A Gateway is an AS-i Master, and simultaneously a slave to higher level network (PROFIBUS, PROFINET, EtherNet/IP, DeviceNet, CANopen, Modbus, etc.). AS-Interface is the lowest level of the automation pyramid intended for Actuator/Sensor networking. It uses bit-wise communication for most common binary field devices (sensor: push button, selector switches, etc.). The level above AS-i is a device level which is an implementation of complex field devices, sensor, and actuator where data exchange occurs mostly byte-wise. Field level is the highest level in the automation hierarchy connecting production facilities at one location and plants at different locations.

AS-i Topology

AS-i supports free topology such as Star, Ring, Linear, Tree and Mesh network (see examples below).



Tree topology



Star topology

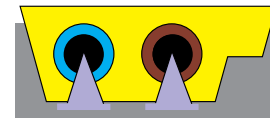
Benefits of AS-Interface

- Cost savings from minimal installation effort and reduced use of I/O cards, control cabinets and cables
- Robust, globally standardized industrial bus with over 32 million nodes that have already been installed
- Simple electronics with robust performance in industrial quality
- Free choice of network topology
- Quick installation, reduced maintenance and shorter testing time,
- Fast commissioning and ability to expand the system
- Fast transmission time (max. 5 ms)
- No more wiring errors, thanks to profiled cables (no risk of improper electrical connection)
- High resistance against EMC noise
- Fast error localization because of enhanced diagnostic data

Compatibility

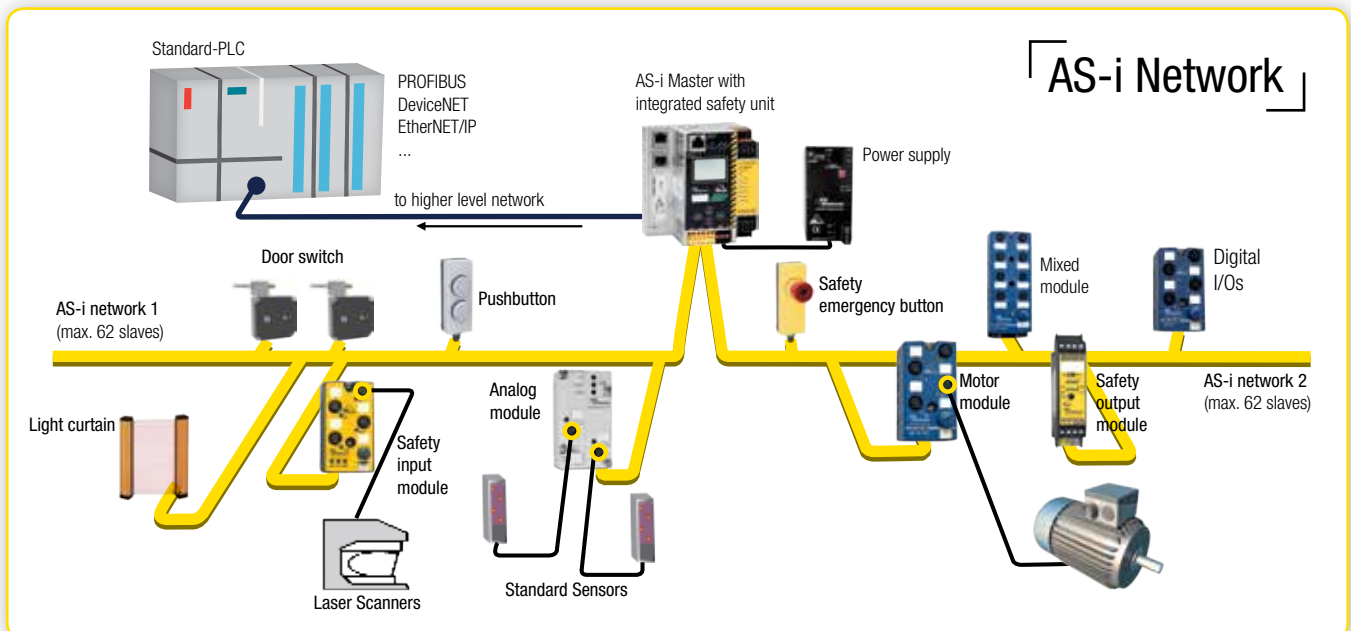
AS-i is fully backwards compatible. This means that a master according to the last specification 3.0 can communicate with all existing slaves according to the different specifications 2.0, 2.11 and 3.0. This guarantees a future proof investment.

Just Plug In



Thanks to the yellow profile cable and piercing technology, AS-i modules are easy to extend and protected against polarity reversal.

AS-i Network



AS-i Characteristics

Medium	Unshielded two conductor flat cable
Signal	Supply power and data in one cable with max. 8 A
Cable Length	100 m (with repeater and bus termination extensible over 1000 m)
Number of Slaves per Network	up to 62
Number of I/O Binary	up to 248 Inputs and 248 Outputs
Number of I/O Analog	up to 124 Inputs or Outputs
Cycle Time	153 µs/slave
Transmission Rate	167 kbits/second
Error Protection	Identification and repetition of faulty frames
Supported Topology	Tree, Star, Ring, Linear, Linear with taps and Mesh
Safety	SIL 3, Category 4, PLe (EN 62061, EN 61508, EN ISO 13849-1, EN 954-1)

Gateways



- 1 Master
- 2 Masters
- 2 Masters, version:
“1 gateway + 1 power supply
for 2 AS-i networks“

**Benefits of the 2 Masters, version:
“1 gateway + 1 power supply for 2 AS-i networks”:**

- Lower investment, lower installation effort,
more space in the service cabinet
- Only one connection to each, the power supply and
the higher level bus
- Separation of power supply and AS-i network possible
- No additional 24 V power supply

**PROFI[®]
BUS**

**PROFI[®]
NET**

EtherNet/IP

Modbus

DeviceNet

EtherCAT

CC-Link

CANopen

sercos
the automation bus

AS-i Master / Links / Scanner

AS-i Scanner for Allen-Bradley ControlLogix, CompactLogix and MicroLogix 1500



AS-i Master for PC-based automation



- PCI
- PC2
- PC104
- OEM Module
- M-Module

Safety Gateways / Safety Monitors

Gateways with integrated Safety Monitor



- 1 Master
- 2 Masters
- 2 Masters, version: "1 gateway + 1 power supply for 2 AS-i networks"
- Safe Link over Ethernet
- Up to 32 OSSDs

Gateways for Safety PLC



- PROIsafe via PROFIBUS or PROFINET
- CIP Safety via EtherNet/IP
- CIP Safety via Sercos

Safety Basic Monitor



- Ideal for small applications
- Stand alone solution
- Expandable over AS-i
- Up to 8 OSSDs

Safety Slaves

Safety Inputs



- For floating contacts
- For OSSD outputs
- For speed monitoring
- E-STOP / Pushbutton Modules

Safety Outputs



- Relay outputs
- Electronic outputs
- Mixed Input/Output Modules
- Safe Contact Expanders

Digital Modules

Digital Input / Digital Output



- 4 inputs, 4 outputs
- 8 inputs, 8 outputs
- M12 wiring: single, Y or mixed wiring
- Flexible sensor supply solutions
- High current modules up to 2 A per output
- Relay outputs
- IP67, M12
- IP20, 22,5 mm
- IP20 in stainless steel housing

Analog Modules

Input Slaves, Output Slaves, Specialities



- 4 ... 20 mA
- 0 ... 10 V
- Pt100, Pt1000
- Thermocouples
- IP20, IP65, IP67
- 4 ... 20 mA
- 0 ... 10 V
- Pt100
- Thermocouples
- IP20
- Counter Modules
- Balance Controller
- Mixed Modules
- IP65, IP67

Safety Analog Input

Accessories

Passive Distributors



- AS-i
- AS-i and 24 V
- Profile cable branch

AC Motors



- SEW MOVIMOT
- SEW MOVI-SWITCH
- Separate mounting
- Simple maintenance

DC Motors



- Interroll
- Itoh Denki
- Rollex
- RULMECA



Diagnostics



- AS-i Analyser
- AS-i Control Tools

Power Supplies / Circuit Extensions

Power Supplies



- Single phase
- 3 phases
- 24 V to AS-i
- 1,8 A, 2 A, 4 A, 8 A
- Decoupling unit for 2 networks



Circuit Extensions



- Bus Termination
- Tuner
- Repeater

Your local contact

Germany (Headquarters)

Phone: +49 621 33 99 60

E-mail: mail@bihl-wiedemann.de

China

Phone: +86 512 53 20 66 60

E-mail: mail@bihl-wiedemann.cn

Denmark

Phone: +45 70 27 60 20

E-mail: mail@bihl-wiedemann.dk

Finland

Phone: +45 70 27 60 20

E-mail: mail@bihl-wiedemann.dk

France

Phone: +33 457 93 16 53

E-mail: asiexpertfrance@bihl-wiedemann.com

Italy

Phone: +39 347 19 96 640

E-mail: mail@bihl-wiedemann.it

Norway

Phone: +45 70 27 60 20

E-mail: mail@bihl-wiedemann.dk

Portugal

Phone: +34 932 99 68 24

E-mail: mail@bihl-wiedemann.es

Spain

Phone: +34 932 99 68 24

E-mail: mail@bihl-wiedemann.es

Sweden

Phone: +45 70 27 60 20

E-mail: mail@bihl-wiedemann.dk

Turkey

Phone: +90 242 25 92 029

E-mail: siparis@bihl-wiedemann.com

USA

Phone: +1 704 885 5454

E-mail: mail@bihl-wiedemann.com

International contact

Phone: +49 621 33 99 60

E-mail: mail@bihl-wiedemann.com

Headquarters

Bihl+Wiedemann GmbH

Flosswoerthstrasse 41

68199 Mannheim

Germany

Phone: +49 621 33 99 60

Fax: +49 621 33 92 239

E-mail: mail@bihl-wiedemann.de

www.bihl-wiedemann.de



THE AS-INTERFACE MASTERS

Regarding the details in this brochure: The information/details in this publication merely contain general descriptions or performance factors which, when applied in an actual situation, do not always correspond with the described form, and may be amended by way of the further development of products. The desired performance factors shall only be deemed binding if these are expressly agreed on conclusion of the contract. Please note that some characteristics of the recommended accessory parts may differ from the appropriate product. This might limit the possible operating conditions for the entire system.

© 2016 by Bihl+Wiedemann GmbH | Printed in Germany 11/2016 (EN)